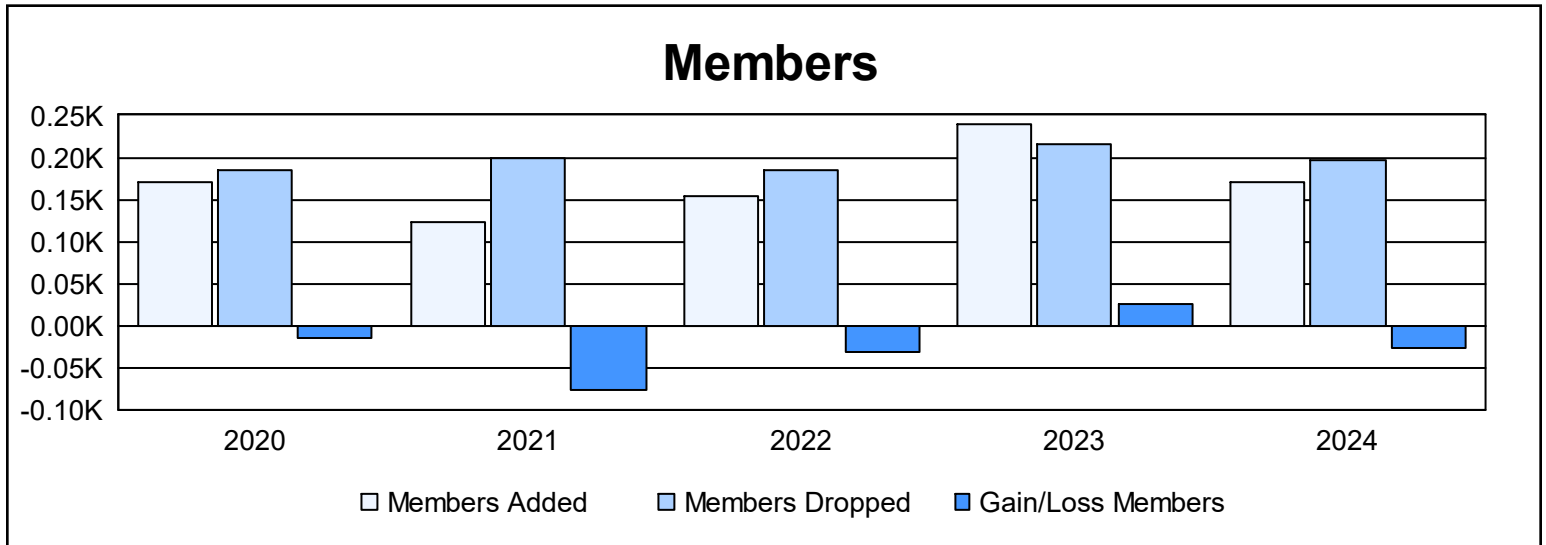
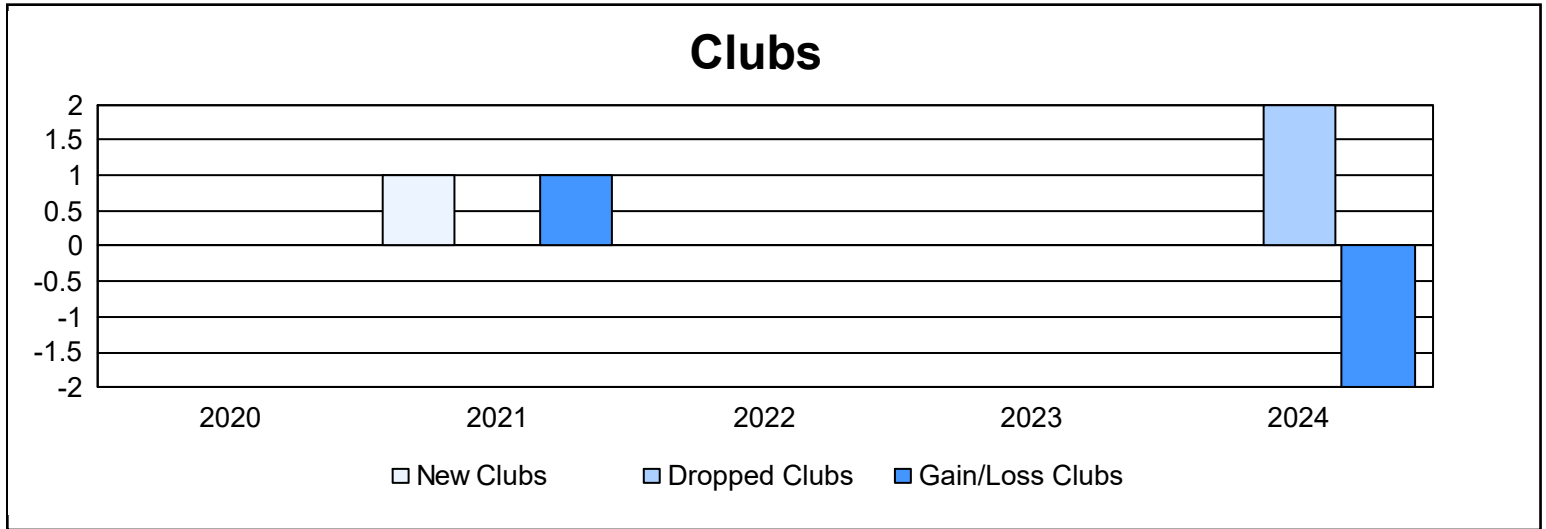
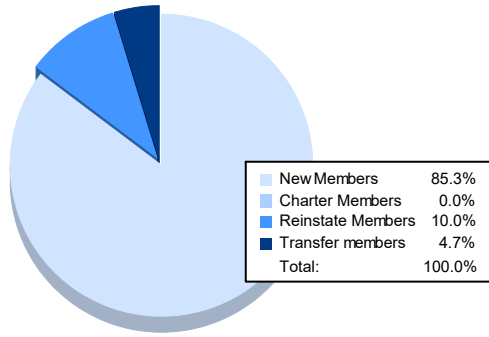


Year	New Clubs	Dropped Clubs	Gain/ Loss Clubs	New Members	Charter Members	Reinstate Members	Transfer Members	Total Member Added	Total Members Dropped	Gain/ Loss Members
2019-2020	0	0	0	150	0	8	12	170	184	-14
2020-2021	1	0	1	82	17	16	9	124	200	-76
2021-2022	0	0	0	131	2	8	13	154	185	-31
2022-2023	0	0	0	207	3	20	10	240	215	25
2023-2024	0	2	-2	145	0	17	8	170	197	-27
<b>Average</b>	<b>0</b>	<b>0</b>	<b>0</b>	<b>143</b>	<b>4</b>	<b>14</b>	<b>10</b>	<b>172</b>	<b>196</b>	<b>-25</b>



### Membership Composition June 2024 Cumulative



### Gender Composition June 2024 Cumulative

